

Oral Language Homework – Storytelling structure


Who?



Where?



When?



First thing....

1st

Problem?






Soution?



We are learning the structure of telling a story. Please tell known stories (e.g. The Three Little Pigs, Little Red Riding Hood or any stories you are reading together) to your child and ask him/her to identify the different parts in the story. Then ask your child to tell *you* a known story and identify for him/her the parts above from their retelling. Many thanks!

Oral Language Homework – Storytelling Speaking and Listening Skills

<p style="text-align: center;">Unspoken Rules</p> 	<p style="text-align: center;">Use of Body</p> 	<p style="text-align: center;">Use of Voice</p> 		
<table style="width: 100%; border: none;"> <tr> <td style="width: 50%; vertical-align: top;"> <p>Storyteller</p> <ul style="list-style-type: none"> interesting prepared knows story confident fun </td> <td style="width: 50%; vertical-align: top;"> <p>Audience</p> <ul style="list-style-type: none"> pays attention respectful encouraging listen & think involved in story </td> </tr> </table>	<p>Storyteller</p> <ul style="list-style-type: none"> interesting prepared knows story confident fun 	<p>Audience</p> <ul style="list-style-type: none"> pays attention respectful encouraging listen & think involved in story 	<ul style="list-style-type: none"> Eye-contact with audience Open stance no fidgeting use gestures act out some parts of the story 	<ul style="list-style-type: none"> Expression Different voices for different characters Volume (quiet/loud to help story) Pace (not too fast/slow)
<p>Storyteller</p> <ul style="list-style-type: none"> interesting prepared knows story confident fun 	<p>Audience</p> <ul style="list-style-type: none"> pays attention respectful encouraging listen & think involved in story 			

We are learning the importance of using our speaking and listening skills to tell stories. Some of the things we have been working on are listed above. Please help your child to practice some these at home while retelling known stories. Many thanks!